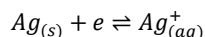


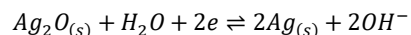
Electrode Usage Modes

Ag/Ag⁺ Pseudo (Electrolyte)



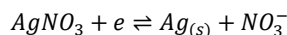
For this reaction, $E^\circ = 0.799 V$ vs. NHE^\ddagger , which is strongly dependent upon pH, condition of electrode materials, analyte solution, temperature, etc. This mode is the most simple and uncomplicated reference electrode used. It is ideal for measuring potential differences where an absolute, calibrated reference potential is not required, yet a three-electrode cell is used. Roughen/clean the surface of the silver wire using the enclosed 600-grit sandpaper. Rinse the silver wire with deionized water and dry it. Ensure that the cell electrolyte has diffused into the fritted tube and is in contact with the silver wire.

Ag/Ag₂O Pseudo (Electrolyte)



For this reaction, $E^\circ = 0.344 V$ vs. NHE^\ddagger , which is strongly dependent upon pH, condition of electrode materials, analyte solution, temperature, etc. This mode is ideal for measuring potential differences where an absolute, calibrated reference potential is not required, yet a three-electrode cell is used. Soak the silver wire in concentrated acid for 1-2 minutes to form a layer of silver oxide on the surface. Rinse the silver wire with water, then ethanol, and wipe dry. Ensure that the cell electrolyte has diffused into the fritted tube and is in contact with the silver wire.

Ag/AgNO₃ (10 mM AgNO₃ in MeCN)



For this reaction, $E^\circ = 0.541 V$ vs. NHE^\ddagger . This mode requires the user to prepare 0.1M AgNO₃ + 100 mM TBAPF₆ in MeCN filling solution. Polish the Ag wire with 600-grit sandpaper, rinse completely with water, then with ethanol and wipe dry. Fill the fritted glass tube with this solution, then place the silver wire/cap onto the tube. You may consider a salt bridge to minimize Ag⁺ leakage. This reference electrode should be calibrated on a daily basis vs. a well-behaved couple, such as ferrocene.

‡Approximate values, will differ based on environment.

Reference Electrode Conversions

From ►	NHE	MOE 20% KOH	Ag/AgCl sat'd KCl	SCE sat'd KCl	MSE sat'd K ₂ SO ₄
To ▼ NHE	0	98	199	241	650
MOE 20% KOH	-98	0	101	143	552
Ag/AgCl sat'd KCl	-199	-101	0	42	451
SCE sat'd KCl	-241	-143	-42	0	409
MSE sat'd K ₂ SO ₄	-650	-442	-451	-409	0

Add listed value (in mV) to convert.




NHE = Normal Hydrogen; MOE = Mercury Oxide;
SCE = Calomel; MSE = Mercury Sulfate

Optional Accessories

Additional reference electrodes are available from Pine Research, including aqueous, non-aqueous, and standard size applications. Ensure proper operation and lifetime of the reference electrode with a storage system. Use an isolation tube or salt bridge when temperature or ion contamination are of concern.

Contact Us / Support

2741 Campus Walk Ave
Building 100
Durham, NC 27705 USA

 www.pineresearch.com
 pinewire@pineinst.com
 +1 (919) 782-8320

Search YouTube for "Pine Research Instrumentation" for instructional videos on this product.



Reference Electrode

Product Guide

This brief reference guide describes how to unpack, use, clean, store, and test the product. Please contact us with any additional questions.

**Part #: RREF0153
and RREF0153L2**

*LowProfile (3.5 mm) Non-
Aqueous Silver Pseudo
Reference Electrode (Ag/Ag⁺)*

Quick Facts

Reaction	$Ag^+ + e \rightleftharpoons Ag_{(s)}$ (in general)
Standard Potential (E°)	N/A (depends on mode)
Temperature Tolerance	N/A (depends on mode)
Avoid	Storage in direct sunlight
Typical Input Impedance	< 10 kΩ (with ceramic frit)

Ideal for use in non-aqueous solvent systems and when an absolute reference potential is not critical (i.e., for measuring potential difference). Several operation modes are recommended, based on the specific chemical system.

Unpack the Electrode

Newly purchased reference electrodes are packed to ensure safe shipment. Refer to the diagram to identify the components discussed in this guide. For this reference electrode, no solution is present during shipping, so all that should be unpacked is any packaging material. The electrode is shipped assembled with the electrode/cap (A, B, E), ceramic-fritted glass tube (D), and O-ring (C).

Electrode Storage

1. Following an experiment, fully rinse and then dry the silver wire and inner cap components.
2. Rinse the fritted glass tube with clean solvent used in the experiment, and ensure the frit is not clogged. Then dry.
3. Prevent damage to the silver wire by attaching a glass tube and storing in the included storage bottle. No solution is needed during storage.
4. Always store the reference electrode upright and never in direct sunlight.

Refresh Fritted Glass Tube

When the ceramic frit has been plugged (by precipitates or crystals), a higher than normal input impedance may cause problems such as potentiostat instability. To refresh the electrode:

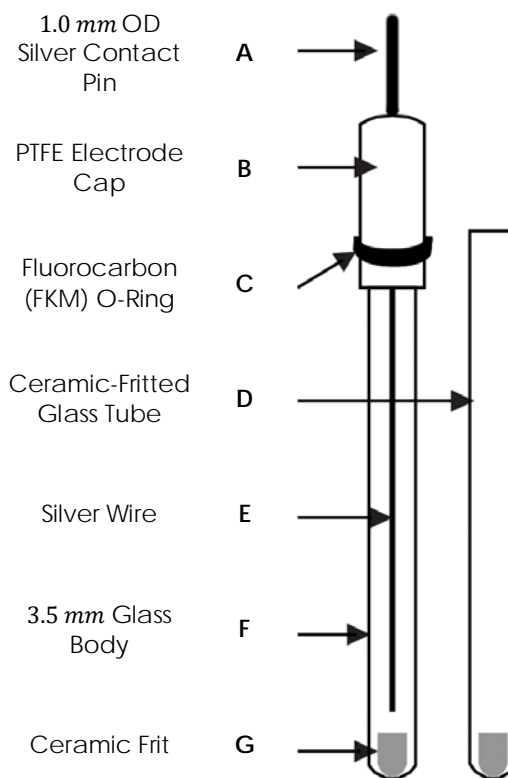
1. Fill the fritted glass tube with distilled water (or $1M\ HCl$) and store the electrode in water (or $1M\ HCl$) for 24 – 48 hours.
2. After, drain the water (or $1M\ HCl$). Construct the electrode as desired (see: Electrode Usage Modes section) and test. Check E° vs. the lab master reference electrode before use.

Electrode Sizes

This reference electrode is available in two lengths: 60 mm and 74 mm.

- 60 mm Ag/Ag^+ reference electrode was developed specifically for use in the Honeycomb Spectroelectrochemical Cell Kit.
- 74 mm Ag/Ag^+ reference electrode is ideal for use in the compact voltammetry cell kit (with Pt and Au ceramic screen printed electrodes) and the LowVolume series cells.

Reference Electrode Diagram



Parts List

The following are included in the box and can be ordered individually should they need replaced:

- PTFE-capped silver wire electrode
- Ceramic-fritted glass tube
- 600 grit sandpaper square
- Fluorocarbon O-ring

Performance Verification

Reference electrode input impedance should be less than $10\ k\Omega$. The most likely cause of high reference electrode input impedance is a blocked or partially blocked ceramic frit (G). Ceramic frits can become blocked by precipitation of salts in the microporous structure. In some cases, the frit clog can be cleared but often, the frit cannot be cleared and the glass tube must be replaced.

Other Reference Electrodes

Ag/AgCl Single Junction (saturated KCl)

- Part #: RREF0021
- $E^\circ = 199\ mV\ vs.\ NHE$
- Filling Solution: $4M\ KCl$
- Temperature Range: $10^\circ C\ to\ 80^\circ C$

Ag/AgCl Double Junction (saturated KCl)

- Part #: RREF0024
- $E^\circ = 199\ mV\ vs.\ NHE^*$
- Filling Solution: $10\%\ KNO_3$
- Temperature Range: $10^\circ C\ to\ 80^\circ C$

Calomel/SCE (saturated KCl)

- Part #: RREF0022
- $E^\circ = 241\ mV\ vs.\ NHE$
- Filling Solution: $4M\ KCl$
- Temperature Range: $10^\circ C\ to\ 50^\circ C$

Mercury Sulfate Single Junction (saturated K_2SO_4)

- Part #: RREF0025
- $E^\circ = 650\ mV\ vs.\ NHE^*$
- Filling Solution: saturated K_2SO_4
- Temperature Range: $10^\circ C\ to\ 60^\circ C$
- Contains no chloride ion

Mercury Sulfate Double Junction (saturated K_2SO_4)

- Part #: RREF0026
- $E^\circ = 650\ mV\ vs.\ NHE^*$
- Filling Solution: saturated K_2SO_4
- Temperature Range: $10^\circ C\ to\ 60^\circ C$
- Contains no chloride ion

Mercury Oxide (20% KOH)

- Part #: RREF0038
- $E^\circ = 98\ mV\ vs.\ NHE^*$
- Filling Solution: saturated 20% KOH
- Temperature Range: $10^\circ C\ to\ 125^\circ C$
- Contains no chloride ion
- Ideal for use in alkaline and fluorine solutions

LowProfile (3.5 mm) Aqueous Reference Electrodes

- Ag/AgCl in 60 mm and 74 mm lengths

Ag/Ag+ Pseudo Electrode Kit

- Part #: AKREF0033
- Ideal for use in non-aqueous solvents
- Unstable reference potential unless made into a $Ag/AgNO_3$ reference

*Double junction electrodes are subject to additional potential drop across the second frit.

Be prepared! Always have a spare reference electrode to use!