



## E6R2 Series

### Rotating Ring-Disk Working Electrode Product Guide

Part # Style: AFE6R2XXYY

(XX = disk electrode material and YY = ring electrode material, e.g. AU = gold, PT = platinum, GC = glassy carbon, etc.)

### Warnings



**Caution:**  
Maximum Rotation Rate **3000 RPM**.



Use care when electrode is rotating over **2000 RPM**



**Thermal Stability:**  
Use electrode from **10°C to 80°C**. Extreme temperatures damage electrode seals.



**Chemical Compatibility:**  
The polyether ether ketone (PEEK) shroud will dissolve in concentrated sulfuric and nitric acids.

### Contact Us / Support

2741 Campus Walk Ave, Building 100  
Durham, NC 27705 USA

[www.pineresearch.com](http://www.pineresearch.com)

[pinewire@pineinst.com](mailto:pinewire@pineinst.com)

+1 (919) 782-8320

### Description

The E6R2 rotating ring-disk electrode (RRDE) tip is designed for use with ASR and MSR model rotators. It has a fixed ring and fixed disk permanently integrated into the electrode tip body. The tip has a protective shroud made from polyether ether ketone (PEEK), a polymer with excellent high temperature properties. The shroud is resistant to most solvents; however, it will dissolve in concentrated sulfuric and nitric acid solutions, and it may discolor in more dilute acid solutions. The mounting threads for this tip and the outer diameter of the shroud (15 mm) are the same as a variety of other RDE and RRDE tips offered by Pine Research. This tip will fit on to the appropriate shaft for the ASR rotator (shaft number AFE6A) or the MSR rotator (shaft number AFE6MB).

### Mounting the Electrode Tip

Before mounting the RRDE tip on to the rotator shaft, ensure that the shaft is securely mounted in the rotator. For the MSR rotator, the appropriate shaft should be securely mounted into the MSR motor coupling. For the ASR rotator, the appropriate shaft should be securely mounted using the ASR draw bar. The electrode is narrow enough to fit through a 24/25 center port on an electrochemical cell. Take care to prevent the rotating electrode from rubbing against surfaces (such as the inner wall of the cell). When threading the RRDE tip on to the shaft, do not apply excessive force to the shroud as this may damage the seal between the shroud and the electrode surface. A properly mounted tip will have a small gap (~1.3 mm) between the shaft and tip. When the rotating electrode tip is placed in a solution, the electrode surface should be approximately 5 to 12 mm below the solution level. The gap between the shaft and the tip should never be immersed in the solution because the solution may enter the gap and cause corrosion of the metal threads and inner parts of the tip.

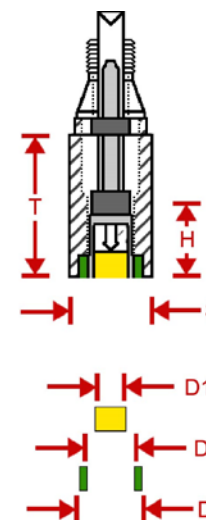
### Leak Testing

The shroud is tightly sealed around the circumference of the working electrode material. The electrode is guaranteed to be leak-free at the time of shipment (each electrode is shipped with a copy of the factory leak test results). Leak testing is typically performed at ~25°C and ~80°C. Exposing the electrode to temperatures less than 10°C or greater than 80°C may cause a leak between the electrode and the shroud.

### Photograph



### Diagram



Tip Shroud Length (T):	25.4 mm
Shroud Diameter (S):	15.0 mm
Maximum Immersion (H):	12.0 mm
Disk Diameter (D1):	5.5 mm
Ring ID (D2):	6.50 mm
Ring OD (D3):	8.50 mm

Additional shaft and tip dimensions are provided on the last page.

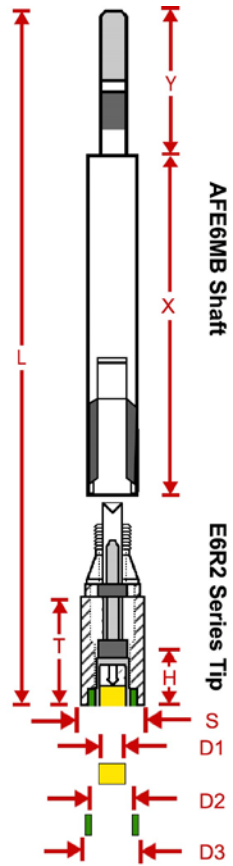
### Maintenance

After using the electrode, clean it with distilled water and replace the protective cover to prevent scratching the electrode surface. The electrode surface will need to be polished periodically. A polishing kit which includes various alumina slurries and polishing pads is available separately. Note that the PEEK shroud is resilient and can be difficult to polish by hand. In some cases, it may be necessary to use a mechanical polisher to assure the shroud is coplanar with the electrode surface.

DRP10049 / REV005 (MAY 2016)

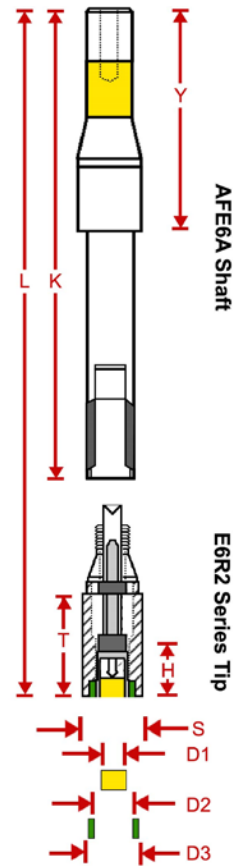
Copyright © 2008-2016 Pine Research Instrumentation

## MSR Rotator Shaft with Tip



Disk Diameter (D1):	5.5 mm
Ring ID (D2):	6.50 mm
Ring OD (D3):	8.50 mm
Shroud Diameter (S):	15.0 mm
Tip Shroud Length (T):	25.4 mm
Overall Length (L):	196.9 mm
Upper Shaft Length (Y):	69.9 mm
Lower Shaft Length (X):	100.8 mm
Max. Immersion (H):	12.0 mm
Collection Efficiency:	38%

## ASR Rotator Shaft with Tip



Disk Diameter (D):	5.5 mm
Ring ID (D2):	6.50 mm
Ring OD (D3):	8.50 mm
Shroud Diameter (S):	15.0 mm
Tip Shroud Length (T):	25.4 mm
Overall Length (L):	184.2 mm
Shaft Length (K):	158.0 mm
Upper Shaft Length (Y):	100.8 mm
Max. Immersion (H):	12.0 mm
Collection Efficiency:	38%